



Developing Australia's VET workforce to implement the national training system

Reframing the Future:

# Key Statistics 1997-2006

Reframing the Future is the national staff development and change management program supporting the implementation of the national training system in the vocational education and training (VET) sector.

In addition to producing many widely-read qualitative evaluation reports since its inception in 1997 (available at <http://reframingthefuture.net>), Reframing the Future maintains very detailed statistical records of its performance.

This document provides a small sample of the statistics updated by Reframing the Future in 2006.

The document is designed to provide interested parties with clear information about the scope of the program. Some of the key statistics for Reframing the Future are as follows:

<b>number of projects, 1997-2006</b>	1876
<b>estimated participants, 1997-2006 *</b>	54812
<b>main participant groups, 1997-2006</b>	TAFE 56% , Private RTO 19% , Industry 9%
<b>estimated reported participants in 2006</b>	5582 - where 46% participated in a project sponsored by an organisation new to Reframing the Future.
<b>proportion of organisations in 2006 new to the Skills Development sub-program</b>	53%

The graphs on the following pages provide a quick, visual insight into the breadth and features of Reframing the Future over its ten years of operation since 1997.

Data as at: 26th March 2007

*The statistics were prepared by statistician Daniel Hamilton, Suzy McKenna and Renata Marshall for Reframing the Future.*

\* As a result of a change in reporting from project coordinators, between 1997-2003 this represents estimated expected participants. From 2004 onwards this represents estimated reported participants.

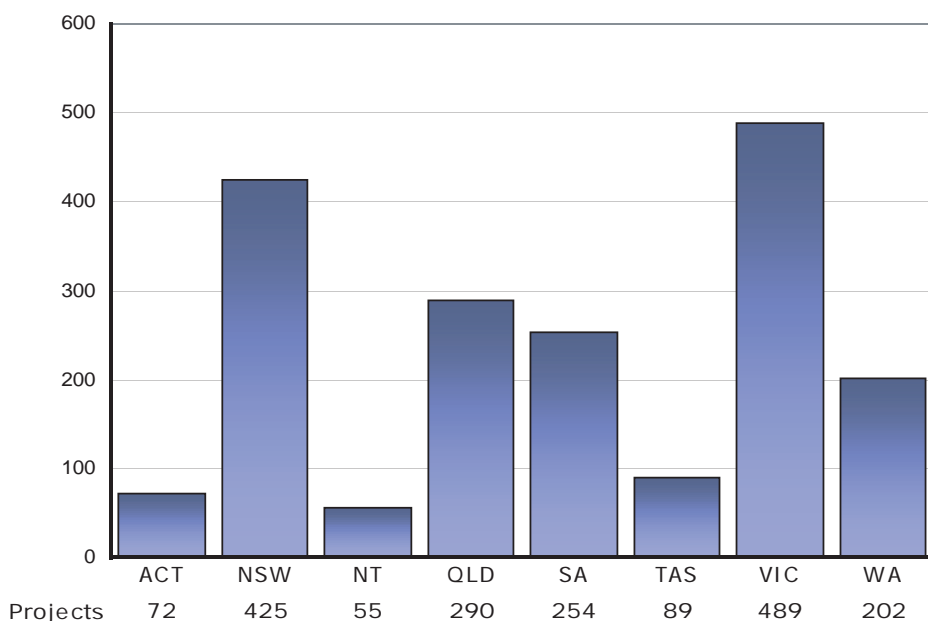
For more information, contact  
Reframing the Future  
PO Box 425 Elizabeth SA 5112  
Telephone 08 8207 9655  
Fax 08 8207 9708  
[www.reframingthefuture.net](http://www.reframingthefuture.net)



# 1 Projects by State/Territory for 1997-2006

Each year project funding is allocated by a selection committee in response to proposals received from VET organisations around Australia. Since 1997, the number of projects allocated by State/Territory range from 55 in the Northern Territory to 489 in Victoria.

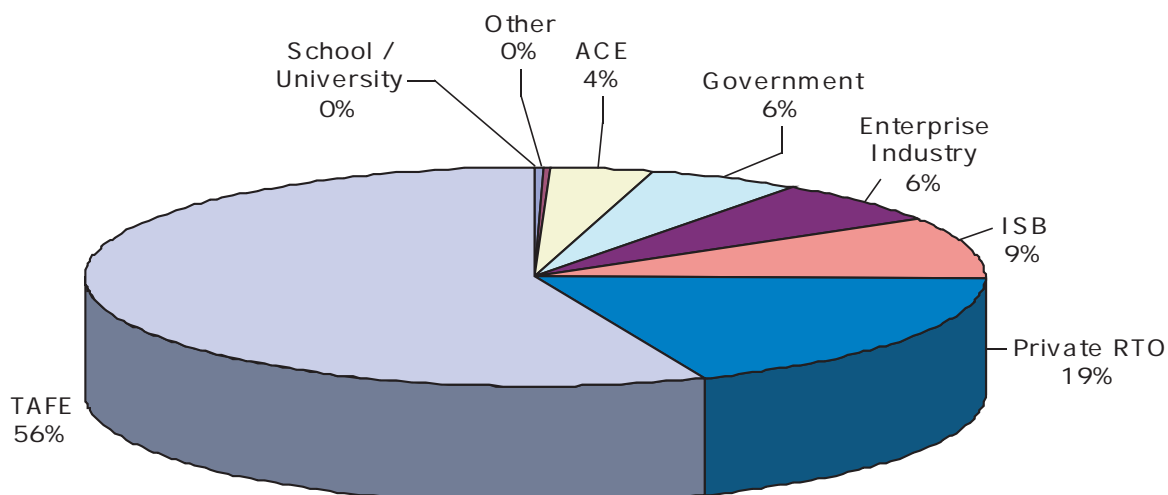
## 1. Projects by State/Territory 1997-2006



# 2 Funded Projects by Sector 1997-2006

Project funding is available to the wide range of organisations involved in the VET sector. Since 1997, TAFE has conducted 56% of the projects undertaken and private RTOs 19%, followed by ISBs at 9%. The proportion of projects sponsored by private RTOs, enterprises, government and other intermediary organisations has remained stable in recent years.

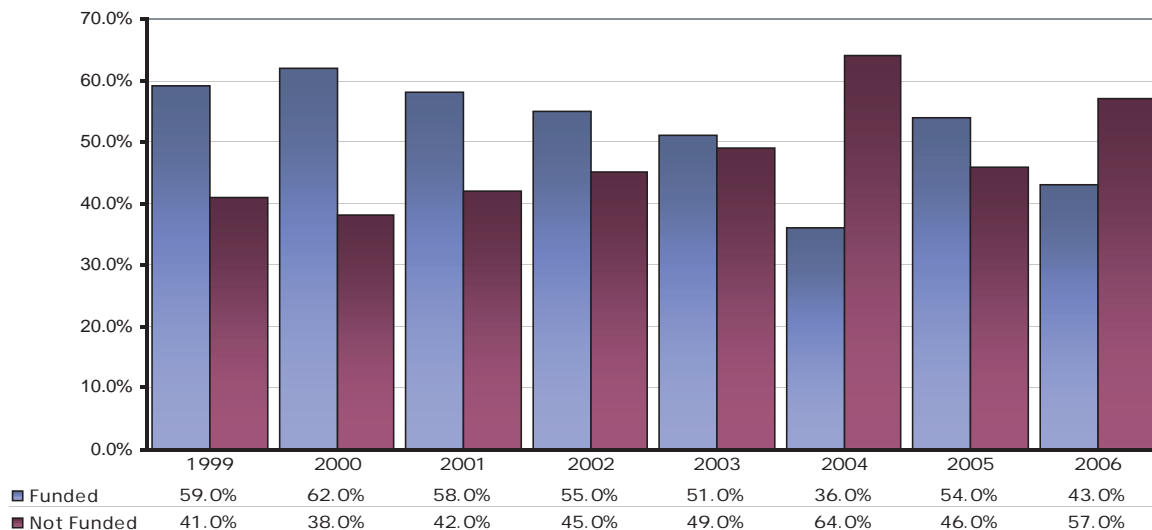
## 2. Projects by Sector of Proponent Organisation 1997-2006



# 3 Unmet Demand 1999-2006

Each year the number of applications submitted exceeds the number that can be funded. Since records were first kept in 1999, unmet demand has risen steadily from 41% of project submissions to a peak of 64% in 2004, with a smaller peak again in 2006 at 57% .

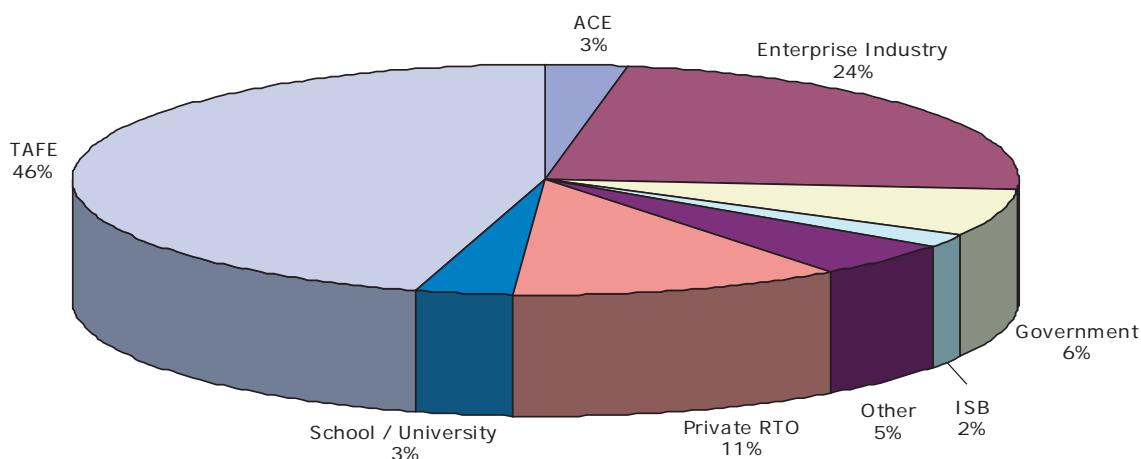
## 3. Funding and Unmet Demand 1999-2006



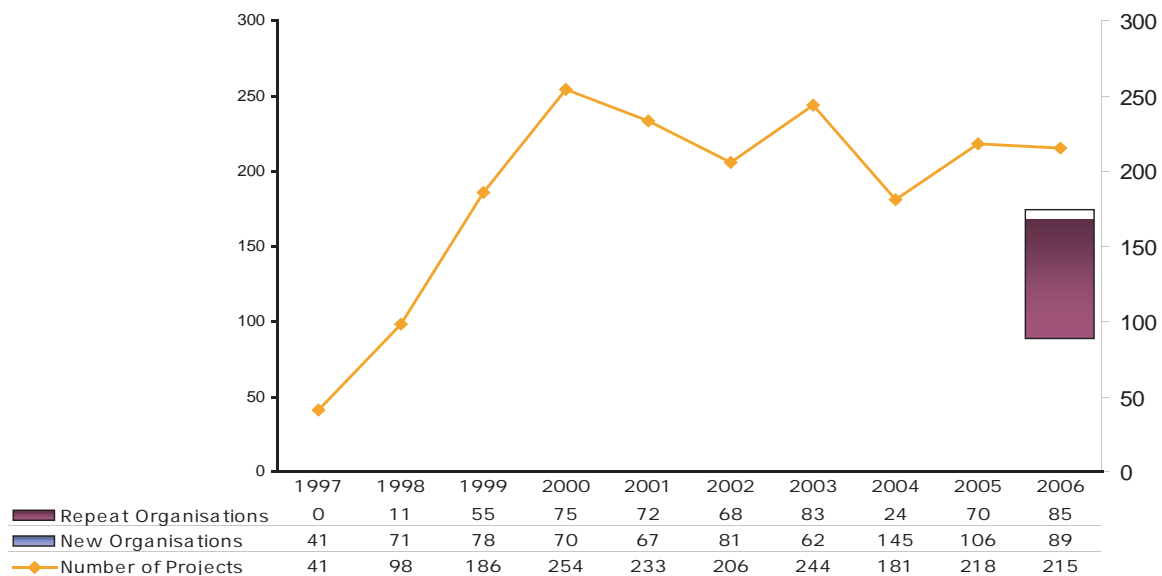
# 4 Estimated participants by Sector 1999-2006

VET practitioners from the wide array of VET organisations are encouraged to participate in the program. Since records were kept in 1999, 46% of participants have been TAFE personnel, 24% from Enterprise / Industry, and 11% Private RTO personnel, generally reflecting the numerical predominance of TAFE particularly in the early years of the program. The proportion of non-TAFE participants has increased by 5% in 2006.

## 4. Estimated Participants by Sector 1999-2006



### 5. New and Repeating Organisations 1997-2006



### 6. Performance Indicators Survey 2005, 2006 – Assessment of Participants’ Skill Level and Understanding

